




STRUCTA WIRE CORP

When comparing the use of Structa Wire products to Diamond Lath for use in stucco wall systems it is helpful to review the embedment properties and different furring design and fastening requirements.


As with any cement-based material, stucco must be reinforced to resist movement cracking. Lath is attached with nail, staples or screws to the structural framing, and is embedded into the base coat to provide stiffening for the stucco. The tensile strength of stucco is typically low (200-400 lbs psi) compared to the compression strength (approx. 1800-4800 lbs psi). The lath reinforces the low tensile strength to prevent cracking.

Lath performance improves when Lath is fully embedded in the stucco matrix and this is best achieved when the Lath is installed away from the substrate or back of stucco panel and closer to middle of the stucco matrix. Full embedment of lath is a function of good furring and proper fastening of the lath products.






STRUCTA WIRE CORP



Hat Channel Furr

The furring of Structa products is created by hat channels that are 3/8" deep. There are 28 furrs per sq/yd in Structalath and Twin Trac and in Mega Lath there are 48 furrs per sq/yd



Dimple Furr

The furring of Diamond Lath is created by dimples that are 1/4" deep. There are 16 dimples per sq/yd



STRUCTA WIRE CORP



Fastened at twin trac

Structa products can be attached to the framing member anywhere on the lath – at the furring points, along the horizontal wires, at intersection of wires or between or across the twin tracs.



Fastened at the furr

The **fastening** requirements for Diamond Lath are to attach the lath to the framing member at the furring point. The reason for this is that if you fasten anywhere else the required $\frac{1}{4}$ inch furring distance from the face of the substrate is diminished – reducing embedment.

The abundant furring and furr shape insure that SW laths are suspended about $\frac{1}{4}$ " into the plane of the lath – this full embedment reduces cracking and ensures a strong stucco wall.