


## Innovative Reinforcing Products featuring patented cold rolled flattened wire



### Stucco Reinforcing:

Designed for residential/wood frame construction

#### **STRUCTALATH III 38 3/8" No 17 1 1/2" x 1 1/2"**


150 ft. long

53 sq. yds

54 lb/roll

32 rolls/ pallet

**Also: STRUCTALATH 316 Reduced Furr for One Coat**



### Superior Stucco Reinforcing:

Designed for light commercial & steel stud construction

Alternative to 2.5 diamond metal lath

#### **TWIN TRAC 38 3/8" No 17 1 1/2" x 1 1/2"**


150 ft. long

53 sq. yds

60lb/roll

32 rolls/ pallet

**Also: STRUCTALATH Twin Trac 316 Reduced Furr for One Coat**



### Heavy Duty Reinforcing:

Designed for commercial & institutional construction

Alternative to 3.4 diamond metal lath

#### **MEGA LATH 30" No 17 3/4" x 1 1/2"**

108 ft. long

30 sq. yds

60lb/roll

48 rolls/ pallet



### Walls & Ceilings:

For soffits and open frame @ 24" OC

Alternative to 3.4 metal rib lath

#### **V TRUSS WALLS & CEILINGS sheets No 17 3/4" x 1 1/2"**

98" x 28"

2.1 sq. yds

4.5lb / sheet

12 sheets/bundle; 20 bundles/pallet



### Corner Reinforcing:

#### **V TRUSS CORNERS - Straight & Bullnose**

10 ft. length

Specialty Corners: Short Flange, Arch, Bullnose Arch

40 pcs/carton; 50 cartons/ pallet