

TWIN TRAC 2.5

**NEW and
IMPROVED**

Recognized alternative* to 2.5 lb yd² diamond metal lath specified in ASTM C 1063 Table 3

Savings in Time & Labor:




- **Material (Lath) Savings**
- **Scaffolding**
- **Performance:**
 - Improved (80%) crack suppression
 - Corrosion resistance
 - Uniform stucco thickness

Improvements

- 32 line wires increased to 45 line wires = 40% increase
- Tighter wire spacing = 40% reduction in open area

Comparative Advantages

- **Twin Tracs serve as ideal attachment points for both wood and steel framing**
 - 38 3/8" width x 150' length rolls
 - 1 roll = 25 metal lath sheets (28" x 96")
 - Unlimited acceptable overlaps (gables & etc.)
 - Vertical attachment as per building code
 - Twin Tracs create a seal at the attachment point providing a washer effect
 - Greater coverage and less handling
 - Less vertical and horizontal overlaps
 - Less scrap cut – ends
 - 26 rigid durable furring points per sq. ft.
 - Full embedment per building code at overlaps



Twin Tracs create a seal at the attachment point providing a washer effect

* IAPMO UES ER 2017